

driving force for the change may be the relief of strain associated with the lessening of the π - π repulsion of the overlapping aromatic rings.

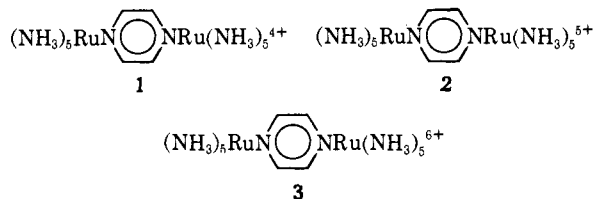
Acknowledgments. This work was supported by Grant No. GM-13854 from the National Institutes of Health. P. K. thanks Dr. H. J. Reich for helpful discussions.

H. H. Wasserman,* P. M. Keehn
Department of Chemistry, Yale University
New Haven, Connecticut 06520
Received July 14, 1971

Ligand-Bridged Ruthenium Complexes

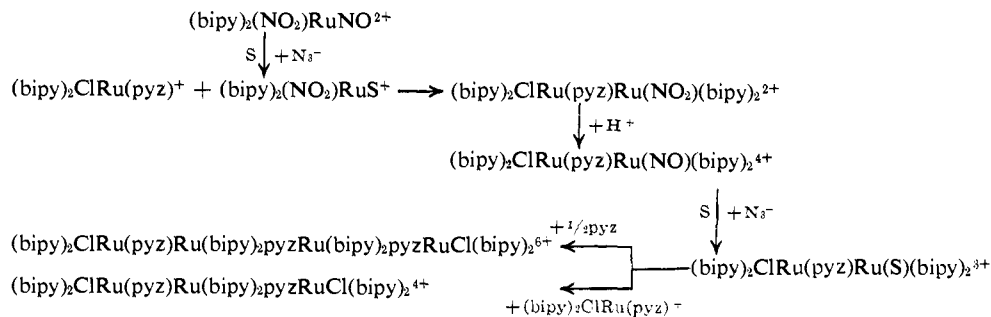
Sir:

Creutz and Taube¹ have characterized the pyrazine bridged dimer, compound **1**, and its oxidized forms



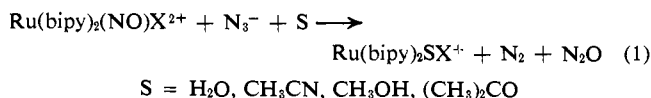
compounds **2** and **3** (see above). We have developed a general synthetic route to ligand bridged bis(2,2'-bipyridine)ruthenium complexes. The syntheses are

Scheme I



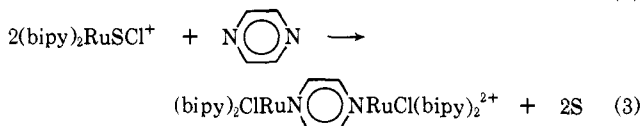
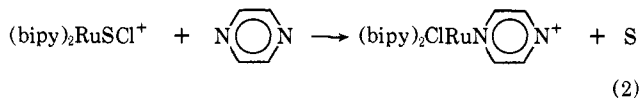
based on our earlier work on reactions of NO and NO₂⁻ coordinated to ruthenium. It appears that with an appropriate combination of reactions, long-chain molecules can be obtained with synthetic control at each step. We report here cases of two, three, and four ruthenium atoms linked by bridging ligands. We have also investigated the oxidation-reduction properties of these complexes electrochemically.

Azide ion reacts with Ru(bipy)₂(NO)X²⁺ (X = Cl, NO₂)^{2,3} in water or nonaqueous solvents giving solvent complexes.

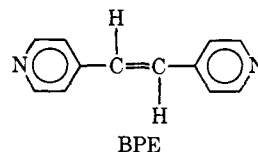


The acetone and methanol complexes are useful synthetic intermediates because of the lability of the coordinated solvent molecule.³ With dibasic ligands both 1:1 and 2:1 complexes can be isolated. We have used reactions 2 and 3 to prepare 1:1 and 2:1

- (1) C. Creutz and H. Taube, *J. Amer. Chem. Soc.*, **91**, 3988 (1969).
(2) F. J. Miller and T. J. Meyer, *ibid.*, **93**, 1294 (1971).
(3) S. A. Adeyemi, F. J. Miller, and T. J. Meyer, *Inorg. Chem.*, in press.



complexes with pyrazine (pyz), 4,4'-bipyridine (4,4'-bipy), and *trans*-1,2-bis(4-pyridyl)ethylene (BPE). The



coordination at the ruthenium in all cases is presumably *cis*.^{3,4}

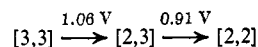
The bipyridine complexes are remarkably versatile synthetically. Coordinated nitrite is converted into nitrosyl by acids,^{4,5} e.g.



By combining reactions like 1, 2, 3, and 4, we have prepared more highly linked systems (S is acetone or methanol; pyz is pyrazine) (Scheme I). With the exception of the solvent complexes, all of the intermediates and products have been isolated as PF₆⁻ salts and characterized by elemental analyses. Examples

follow. *Anal.* Calcd for [(bipy)₂ClRu(py_z)RuCl(bipy)₂](PF₆)₂·2H₂O: C, 40.53; H, 3.10; N, 10.74; Cl, 5.44; F, 17.49; Found: C, 40.43; H, 2.91; N, 10.27; Cl, 5.68; F, 17.74. Calcd for [(bipy)₂ClRu(py_z)Ru(bipy)₂(py_z)RuCl(bipy)₂](PF₆)₄·3H₂O: C, 38.78; H, 2.94; N, 10.64; Cl, 3.37. Found: C, 38.38; H, 2.76; N, 10.80; Cl, 3.25. We are currently extending the uses of these reactions synthetically in the preparation of higher polymers, mixed metal polymers, and of polymers with mixed ligand bridges.

Voltammetric and cyclic voltammetric measurements on (bipy)₂ClRu(py_z)RuCl(bipy)₂²⁺ [2,2] in acetonitrile show that it also has two oxidized forms, (bipy)₂ClRu(py_z)RuCl(bipy)₂³⁺ [2,3] and (bipy)₂ClRu(py_z)RuCl(bipy)₂⁴⁺ [3,3]. The reduction potentials⁶ relating the three are



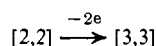
(4) J. B. Godwin and T. J. Meyer, *Inorg. Chem.*, **10**, 471 (1971).

(5) J. B. Godwin and T. J. Meyer, *ibid.*, **10**, 2150 (1971).

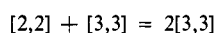
(6) All electrochemical measurements were made at platinum electrodes at 22 ± 2° using 0.1 M (*n*-bu)₄N⁺PF₆⁻ as the supporting electrolyte. Potential values are reduction potentials *vs.* the saturated sodium chloride calomel electrode and are uncorrected for junction potentials. E_p refers to peak potentials from cyclic voltammetry measurements.

We have isolated [3,3] as the perchlorate salt by Ce(IV) oxidation of [2,2] in aqueous perchloric acid. For the [2,3] pentaammine dimer, $(\text{NH}_3)_5\text{Ru}(\text{pyz})\text{Ru}(\text{NH}_3)_5^{5+}$, Creutz and Taube¹ reported an intense band in the near-infrared spectrum and assigned it to charge transfer between metal ions $[2,3] \rightarrow [3,2]^*$. We have not been able to observe an analogous near-infrared band for the 2,2'-bipyridine [2,3] complex.

Only one oxidation wave is observed for the 4,4'-bipy and BPE bridged complexes ($E_{1/2} = 0.84$ and 0.82 V, respectively) indicating that the ruthenium atoms are well shielded across the longer bridging ligands. Oxidation of the [2,2] ions at >1.0 V gives $n \sim 2$ (by

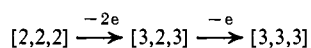


coulometry) showing that both rutheniums are oxidized to the +3 state. From the electrochemical measurements, K is 1 for the equilibrium

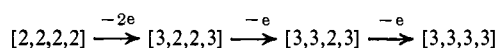


Equilibration among the three ions should be very rapid, because ruthenium polypyridine complexes are known to exchange electrons rapidly.⁷ Therefore solutions containing [2,2], [2,3], and [3,3] can be prepared by partial oxidation of [2,2]. We are currently investigating the properties of the intermediate oxidation states of all three systems.

The 3:2 and 4:3 Ru-pyrazine bridged complexes, $(\text{bipy})_2\text{ClRu}(\text{pyz})\text{Ru}(\text{bipy})_2\text{pyzRuCl}(\text{bipy})_2^{4+}$ [2,2,2] and $(\text{bipy})_2\text{ClRu}(\text{pyz})\text{Ru}(\text{bipy})_2\text{pyzRu}(\text{bipy})_2\text{pyzRuCl}(\text{bipy})_2^{6+}$ [2,2,2,2], can also be oxidized. Two oxidation waves are observed for the 3:2 complex [$E_p = 0.96$ V ($n \sim 2$) and $E_p = 1.05$ V ($n \sim 1$)] and three for the 4:3 complex ($E_p = 0.96, 1.04, 1.17$ V). The oxidation waves apparently correspond to the reactions



and



Acknowledgments are made to the University Research Council of the University of North Carolina and to the National Science Foundation (Grant No. GP17083) for support of this research and for a Science Development Award to the Department.

(7) J. C. Solenberger, Ph.D. Thesis, Washington University, St. Louis, Mo., June 1969.

(8) National Science Foundation Undergraduate Research Participant, summer, 1970.

S. Ajao Adeyemi, James N. Braddock, Gilbert M. Brown
John A. Ferguson, Frank J. Miller,⁸ Thomas J. Meyer*

Department of Chemistry, University of North Carolina
Chapel Hill, North Carolina 27514

Received September 29, 1971

Bimolecular Homolytic Substitution with Inversion. A Stereochemical Investigation of an SH₂ Reaction

Sir:

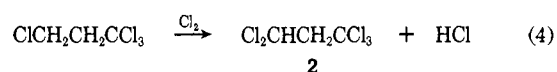
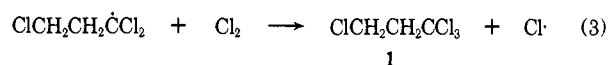
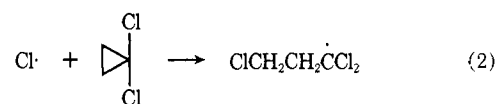
Bimolecular homolytic substitution reactions (SH₂ reactions) represent one of the most common processes available to free radicals and, as a result, have been the subject of numerous investigations.¹ Few of these investigations, however, have dealt with the particular

(1) W. A. Pryor, *Chem. Eng. News*, **49**, 34 (June 7, 1971).

case of radical attack at saturated carbon; hence, the mechanistic scope of SH₂ attack at saturated carbon remains a subject of speculation.² With this background in mind, we have undertaken a mechanistic study of the bimolecular homolytic ring-opening reactions of cyclopropanes. The cyclopropanes represent a particularly informative compound series in that they have been extensively studied with regard to both electrophilic and nucleophilic attack.³ It is our expectation that a comparison of our homolytic results with those obtained for the two polar modes of ring opening will prove to be of considerable theoretical interest.⁴ In this communication we wish to report the results of studies which show that the ring-opening attack of chlorine atoms on 1,1-dichlorocyclopropane proceeds predominately with inversion of configuration.

When 1,1-dichlorocyclopropane is subjected to photochlorination at 0° in CCl₄, two major products are obtained: 1,1,1,3-tetrachloropropane (**1**) and 1,1,1,3,3-pentachloropropane (**2**). A most logical sequence which may be postulated to explain these products is shown in Scheme I, and is the same as that proposed in-

Scheme I



independently by Applequist, Fanta, and Hendrikson,⁵ and Walling and Fredricks⁶ for the photochlorination of various cyclopropane derivatives.

It was found that the chlorination of 1,1-dichlorocyclopropane is promoted by free-radical initiators and inhibited by free-radical scavengers. When 1-ml aliquots of a CCl₄ solution, 0.50 M in molecular chlorine and 3.14 M in 1,1-dichlorocyclopropane, were subjected to irradiation for 35 min at 0–5°, yields of **1** and **2** of 36 and 45%, respectively, were afforded.⁷ In contrast, those aliquots⁸ which were maintained in the dark at 0° for 24 hr afforded no detectable quantities of **1** or **2** (as determined by glpc analysis for **1** and **2**).⁹ Similarly, those aliquots which were treated with 0.2 ml of HCl-saturated CCl₄ solution and subsequently maintained in the dark at 0° for 24 hr afforded no detectable quantities of **1** or **2** (glpc analysis). In the case of the "dark reactions," pmr analysis demonstrates that not less than 99% of the initially present 1,1-di-

(2) K. U. Ingold and B. P. Roberts, "Free Radical Substitution Reactions," Wiley, New York, N. Y., 1971, pp 5–6.

(3) S. J. Cristol, W. Y. Lim, and A. R. Dahm, *J. Amer. Chem. Soc.*, **92**, 4013 (1970), and references therein.

(4) J. A. Berson, *Angew. Chem., Int. Ed. Engl.*, **7**, 779 (1968).

(5) D. E. Applequist, G. F. Fanta, and B. W. Hendrikson, *J. Amer. Chem. Soc.*, **82**, 2368 (1960).

(6) C. Walling and P. S. Fredricks, *ibid.*, **84**, 3326 (1962).

(7) Irradiation was provided using a 150-W G.E. sunlamp.

(8) All of the aliquots referred to in this paragraph were taken from the same standard solution and were 0.50 M in molecular chlorine and 3.14 M in 1,1-dichlorocyclopropane.

(9) Using solutions prepared from authentic samples of **1** and **2** we have ascertained that yields of **1** or **2** as low as 1.5% would have been detected by glpc.